

Atomic Energy Balance of Water

Where does the energy come from if voltage is being used to separate the the water molecule into it's component gases for hydrogen gas utilization ?

Is it possible to attenuate the electrical fields of the combustible gas atoms to increase there energy level prior to gas ignition ?

By what manner can the Atomic Energy Balance of the combustible gas atoms be changed to increase thermal explosive energy-yield?

Is Electrical Pressure of opposite polarity only required to oscillate the Energy Aperture of combustible gas atoms to allow the use of Universal Energy ?

Voltage stimulation of the water molecule by way of the Electrical Polarization Process, now , sets up and triggers the Hydrogen Fracturing Process for energy enhancement ... and is performed in the following way:

Atomic Energy Balance of Water

Using Water as Fuel

Abstract

The Atomic Energy Balance of Water is activated and performed in a sequence of events in an instant of time. The Hydrogen Fracturing Process simply triggers and releases atomic energy from natural water by retarding and slowing down the reformation of the water molecule being subjected to sub-critical state during thermal gas ignition. The Voltage Intensifier Circuit brings on the Electrical Polarization Process that switches off the covalent bond of the water molecule without amp influxing. Energy Pumping Action undergoing "Resonant Propagation" of opposite electrical stress oscillates the "Energy Aperture" of the combustible gas atoms to increase the atomic energy level of the combustible gas atoms prior to gas ignition. The Electron Extraction Process ionizes the highly energized combustible gases to decrease atomic mass while applied Voltage Pulse-Frequency of opposite electrical polarity initiates the triggering process once maximum voltage deflection is achieved ... releasing thermal Explosive Energy (gtnt) beyond normal gas burning levels. The energy contained in a gallon of water exceeds 2.5 million barrels of oil when equated in terms of atomic energy. Water, of course, is free, abundant, and energy recyclable.

Energy Pumping Action

Once unlike atoms of the Water Molecule (210) separates into its component gases by way of Electrical Polarization Process (160), the newly liberated and subsequently free floating hydrogen (77 a/b), oxygen (76), and dissolved air gases (97) (see WFC memo 420 DA Figure 325) submerged in water bath (68) are further subjected to pulse-voltage stimulation (SS' / RR ' _ IT ' / UU ') ... exerting Electrical Pressure of opposite polarity on the atomic level, as illustrated in Figure (5-1) as to Figure (5-2) and Figure (5-8).

Applied voltage fields (66-E1/67-E2) causes and forms both opposite attraction forces (ST - ST') and (RU - RU ') across exposed Hydrogen Atom (77) since the negative charged hydrogen electron (1) is attracted and deflected toward stationary positive voltage field (66); while, simultaneously, positive charged hydrogen proton (3) (Hydrogen Nucleus) is attracted and moved in opposite direction toward stationary voltage field (67) ... causing elongation of the orbital path of moving electron (1) ... changing the time share rate of the electron ... applying and superimposing

electrical tension (4) onto opposite attraction force (AA') that exist between the negative charged orbital electron (1) and positive charged Proton (3) ... which, in sequence, applies and superimposes electrical tension (5) unto opposite attraction forces (ZZ') that exists and occupies space between proton particles masses (6a xxx 6n) and Energy Aperture (7).

Interlocked together, the resultant "Electrical Tension of Forces" (4/5) is directly related to Voltage Intensity ($ST - ST' / RU - RU'$) of applied voltage fields (66/67) which is variable as to applied voltage amplitude (V_0 xxx). Increasing voltage amplitude ($xxx V_n$) still further increases electrical tension (4 / 5) being applied to Energy Aperture (7) or vice versa. This established increase or decrease in Electrical Pressure (4 / 5), now causes Energy Aperture (7) to either enlarge or become smaller as to applied voltage amplitude (V_0 xxx V_n) , respectively. Once applied voltage pulse of opposite polarity (66/67) is terminated during pulse off-time, then Energy Aperture (7) automatically adjusts to maintain a given energy level since each aperture oscillation (aperture expansion) emits a discrete amount of Universal Energy (9) into proton (3) via energy pathway (ZZ'), as illustrated in Figure (5-1).

Repetitive pulsing of applied voltage fields (66/67), now, oscillates Energy Aperture (7) to emit even a greater amount of Universal Energy (9a xxx 9n) into the energy spectrum of the proton nucleus (3) to be absorbed ... thereby, increasing the energy level of hydrogen atom still further deflecting hydrogen electron (1) to a higher energy state, as illustrated in (520) of Figure (5-3). The resultant energy state of increase is directly related to applied pulse voltage frequency at a predetermined Voltage level.

Likewise, liberated oxygen atom (76) and other dissolved air gases (97) submerged in water bath (68) undergo and experience similar Energy Pumping Action (520) (aperture oscillation) of there respective Energy Aperture (11a xxx 11n) when exposed to voltage stimulation (66/67), as further illustrated in Figure (5-2). In this phase of application, opposite attraction force (BB') provides a energy transfer path (12) to each respective proton (3a xxx 3n) from energy aperture (11) which is centrally formed during proton grouping ... establishing nucleus (14) of Figure (5-2).

Resonant Propagation

These highly energized and liberated water bath atoms (76n7/97) , now, causes Resonant Action to occur at a progressive rate during continued voltage stimulation ... giving way to the

following operational parameters of hydrogen gas production for energy utilization from natural water:

Resonant Action (21) (point of particle oscillation) occurs when applied pulse voltage frequency (46) of Figure (5-5) is adjusted to "tune-in" to the Dielectric Resonance of water via voltage Intensifier Circuit (60) of Figure (5-3); whereas, applied voltage amplitude ($V_o \times V_n$) which is independent of Resonance Frequency is adjusted to cause water bath atoms to momentarily enter into Liquid-to-gas ionization state ejecting negative charged electrons ... forming positive charged atoms having missing electrons ... forming negative charged atoms by electrons capture. as illustrated in (520) in Figure (5-3) as to Figure (5-4A) and Figure (5-4B).

Compounding Action (22) (deflection of electrical charged particles) by way of voltage stimulation aids Resonant Action by superimposing particle impact onto to the Electrical Polarization Process (160).

Resonant Action (21), Compounding Action (22), Laser Injection (17), and Energy Pumping Action (520), Now, allows the production of hydrogen and oxygen gases from water in geometrical progression to set up Hydrogen Fracturing Process (90), as illustrated in Figure (5-4C) as to Figure (5-5).

Triggering Process

As water mist (68a xxx 68n) is injected and metered into Resonant Cavity (180) of Figure (5-5) (Water Fuel Injector) under pressure, applied Resonant Pulse Voltage (46) performs several functions sequentially in a instant of time: converts water mist (68) into it's component gases hydrogen (77 a/b), oxygen (76), and ambient air gases (97); momentarily ionizes the liberated gases by way of electron ejection (230), and thermally ignites ionized combustible gas-mixture under "Electrostatic Pressure" that directly attenuates Energy Apertures (7a xxx 7n) (520) releasing thermal explosive energy (gtnt) beyond normal gas burning levels on demand, as illustrated in Figure (5-5). Once a quantum amount of thermal explosive energy (gtnta xxx gtntn) is released then the combustible gases return to stable state by forming de-energized water mist (531), as shown in (530) of Figure (5-6).

Energy Recycling Spectrum

Once expelled into Earth Atmosphere (541), the energy spent (partly de-energized water molecule atoms) water mist (531) is re-exposed to Sun Energy (534) to allow and cause Photon Energy Absorption Process (532) of Figure (5-7) that, now, re-vitalizes and returns de-energized Water Molecule Atoms (531a xxx 531n) to Stable Energy State (538) when spent water mist (531) undergo Water Evaporations Process (531) to form Moisture Cloud Formations (533) which, when and after formed, are continually exposed to incoming Sun Rays (539a xxx 539n) until Rain Droplets (535) return newly re-energized water molecules (538a xxx 538n) to Earth Water Supply (536) ... completing Open Ended Energy Recycling Spectrum (530) for Energy Re-use, as further illustrated in (530) of Figure (5-6). Photon Energy Absorption Process (531) of Figure (5-7) , of course, can occur in an instant of time.

In Application of Usage

The Hydrogen Fracturing Process (390) of Figure (3-42) simply triggers and releases atomic energy (gtnt) from natural water (85) of Figure (3-26) by retarding and preventing the reformation of the water molecule being subjected to sub-critical state (520) of Figure (5-3) during thermal gas ignition (100) of Figure (4-8) as to (70) of Figure (4-5). The Voltage Intensifier Circuit (110) of Figure (4-9) brings on the "Electrical Polarization Process" (160) of Figure (3-26) that switches off the covalent bond (550) of Figure (5-8) of the water molecule without amp influxing. Energy Pumping Action (500) of Figure (5-1) as to (510) of Figure (5-2) undergoing "Resonant Propagation" of opposite electrical stress (ST-ST/RU-RU) oscillates the "Energy Aperture" (7a -- 7n) of the combustible gas atoms to increase the atomic energy level (see graph Qill of Figure 6-4) of the combustible gas atoms prior to gas ignition. The Electron Extraction Process (230) of Figure (3-30) as to (270) of (3-34) ionizes the highly energized combustible gases to decrease atomic mass while applied traveling voltage wave-form (57) of Figure (6-2) of opposite electrical polarity (E9-66/ EIO-67) initiates the voltage-triggering process (600) of Figure (6-3) once maximum voltage deflection (VO - Va - Vb - Vc - Vn) of Figure (6-4) is achieved at Activation-Point (E9d) of Figure (6-2) ... releasing thermal Explosive Energy (gtnt) from the atomic level of the water molecule. The energy contained in a gallon. of water exceeds 2.5 million barrels of oil when equated in terms of atomic energy. Water, of course, is free, abundant and energy-recyclable.

Covalent Switch-Off

Covalent Switch-Off occurs when deflected and elongated Orbital Electron Pathway (541) reaches a point where applied Opposite Electrical Stress (ST-ST'/RU-RU') (A-A'/Z-Z') is sufficient enough to cause the Gyroscopic Action (542) of Nucleus Particles (543a xxx 543n) to be reduced in orbital spin-velocity ... which, when occurring, directly weakens the covalent bonding of the water molecule (q-q') by attenuating the electromagnetic fields of each atom Structure of the water molecule (210) of Figure (3-27) (Memo WFC 422DA) being subjected to and undergoing Electrical Polarization Process (160) of Figure (3-26) (Memo WFC 422DA), as further illustrated in (550) of Figure (5-8).

Atomic Energy Equilibrium

Force Factor (548) (Particle Mass m moving through a Electrostatic Field 544 having a Negative Electrical Charge 546 and exhibiting a Electromagnetic Field 547) opposing Orbital Velocity (549) of moving electron (s) (Ia xxx In) is/are being continually compensated for and overcome when a discrete amount of Universal Energy (9) enters into and interacts with the Energy Spectrum of the atom by way of energy aperture (7) ... allowing and maintaining Stable Energy -State of the atom even if other energy stimuli are not available beyond the physical embodiment of the atom...such as the absent of sunlight (Photon) absorption. *See Appendix (B) Note (3).*

Energy Aperture of the Atom

Energy Aperture (7) of Figure (5-8) exists in all atomic structures (individual atoms) and functions as a one-way energy valve when the Incoming Energy Vortex transfers a given or discrete amount of "Universal Energy" (having higher energy potential) into the Energy Spectrum of the Atom to compensate for and maintain "Atomic Energy Equilibrium" during either "quiescent" or "active" state of tickling panicle oscillation as an energy generator (example, bouncing electrons in a sinusoidal-wave form to its orbital path to cause electromagnetic wave oscillations) ... allowing the influx of "Universal Energy" (Light Energy) to vortex inwardly toward the centre part of the "Gyroscopic" orbital spin-velocity of nucleus panicles being displaced about a common axis of rotation ... the resulting "Gyroscopic Action" regulating the inward flow or flow intensity of "Universal Energy" in direct relationship to the orbital spin-velocity of the geometrical particle-structuring (interlocking particles grouped in space relationship to each other) set in orbital motion, as illustrated in (570) of Figure (5-10).

Solar Energy Actuator

Energy Recycling Spectrum (530) is achieved since expelling de-energized water molecule (s) (538a xxx 538n) of Figure (5-7) is/are opto-sensitive to photon energy (537a xxx 537n) in that photon-energy (537) is composed of electromagnetic radiant energy transmitted through the medium of space by way of pulse-oscillations known as "frequency of wavelength" and, is expressed by a quantum of Electromagnetic energy in the following equation

$$E = hv \quad (\text{Eq 31})$$

Where,

(E) is the energy, (h) is Planck's Constant (energy x time) (6.547×10^{-27} erg-second), and (v) is the frequency associated with the photon.

The momentum of the photon in the direction of propagation transversing the medium of space is, thus, expressed by the following equation

$$hv / c \quad (\text{Eq 32})$$

Where,

(c) is the quantum of electromagnetic energy carried in a small amount and moving with the speed of light, as so illustrated in Figure (5-11). Optical Photon having energies corresponding to wavelengths between 120 and 1800 nanometres ... thus, propagating sun's light or its direct rays (539a xxx 539n) of Figure (5-6).

Exposing the expelling de-energized water droplets (531) of Figure (5-6) to incoming sun's light (534) of Figure (5-7), now, causes Photon Absorption Process (537) to deflect the orbital electron (s) to a higher energy-state (538) away from the atom nucleus as so illustrated in (520) of Figure (5-3) as to (540) of Figure (5-7) once the atom nucleus absorbs the inflowing photon energy (537). The deflected electron (s), in turn, applies an increase/greater electrical-stress (A' A) onto the gyroscopic spin-velocity of the nucleus particles (570) of Figure (5-10) as to (550) of Figure (5-8) ... causing Energy Aperture (7) of Figure (5-10) to oscillate as a "Energy Generator" ... releasing Universal Energy (9) of Figure (5-10) into the atom nucleus ... allowing Atomic Energy Level Adjustment (540) of Figure (5-7) to take place, as illustrated in (970) of Figure (512) ... re-energizing the water molecule for hydrogen reuse, as illustrated in (530) of Figure (5-6).

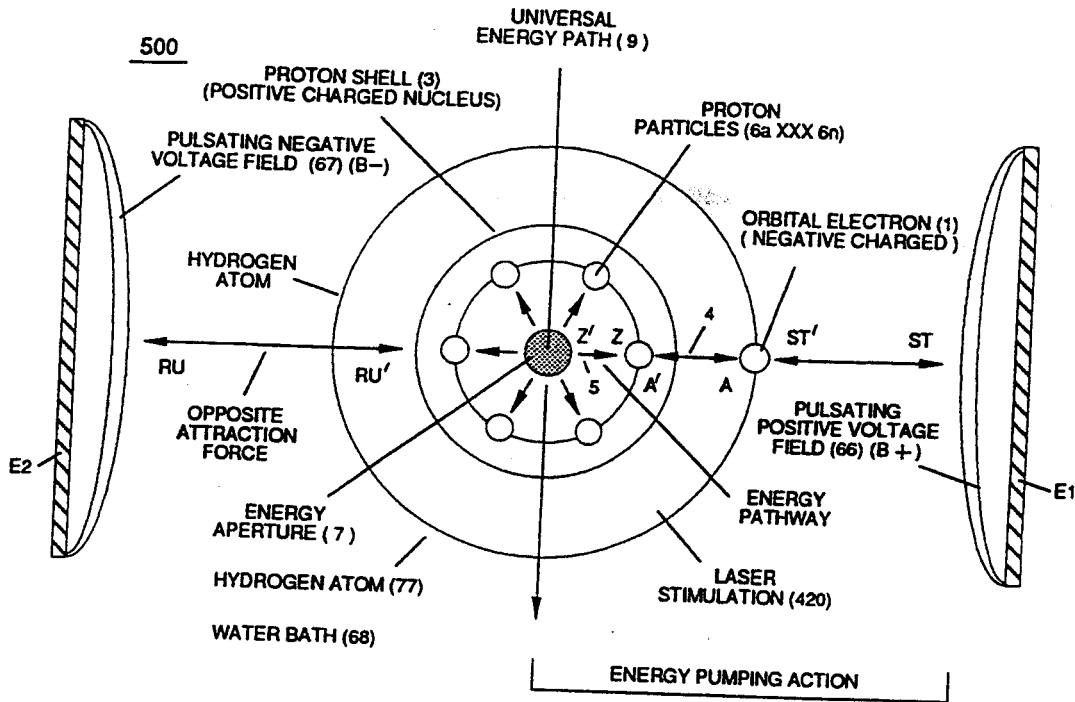


FIGURE 5-1: HYDROGEN ENERGY BALANCE

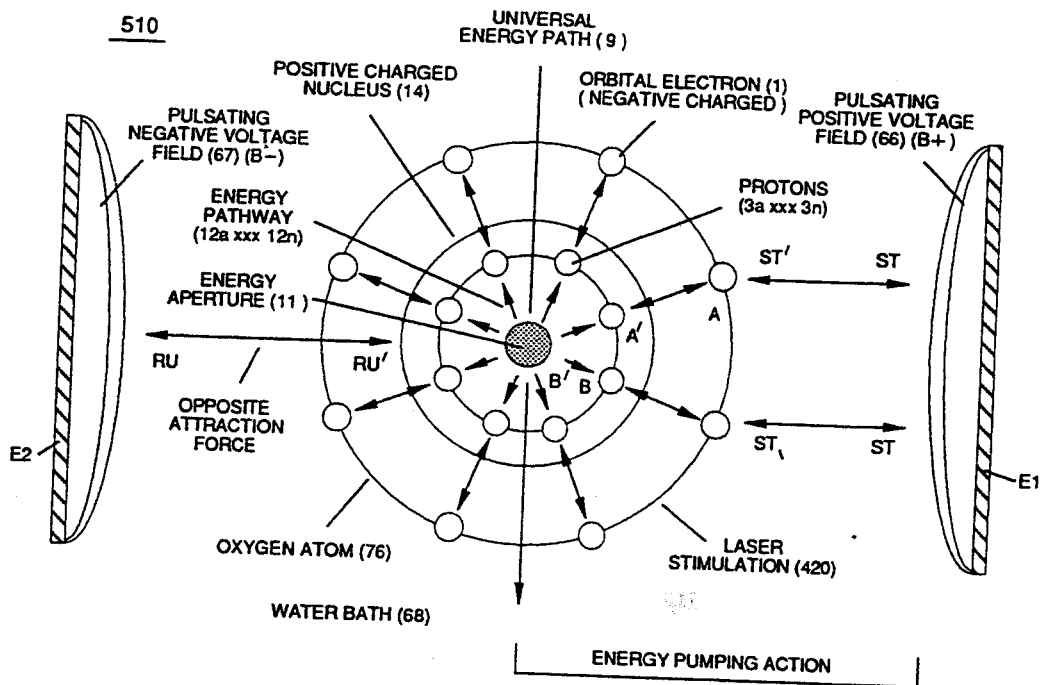


FIGURE 5-2: OXYGEN ENERGY BALANCE

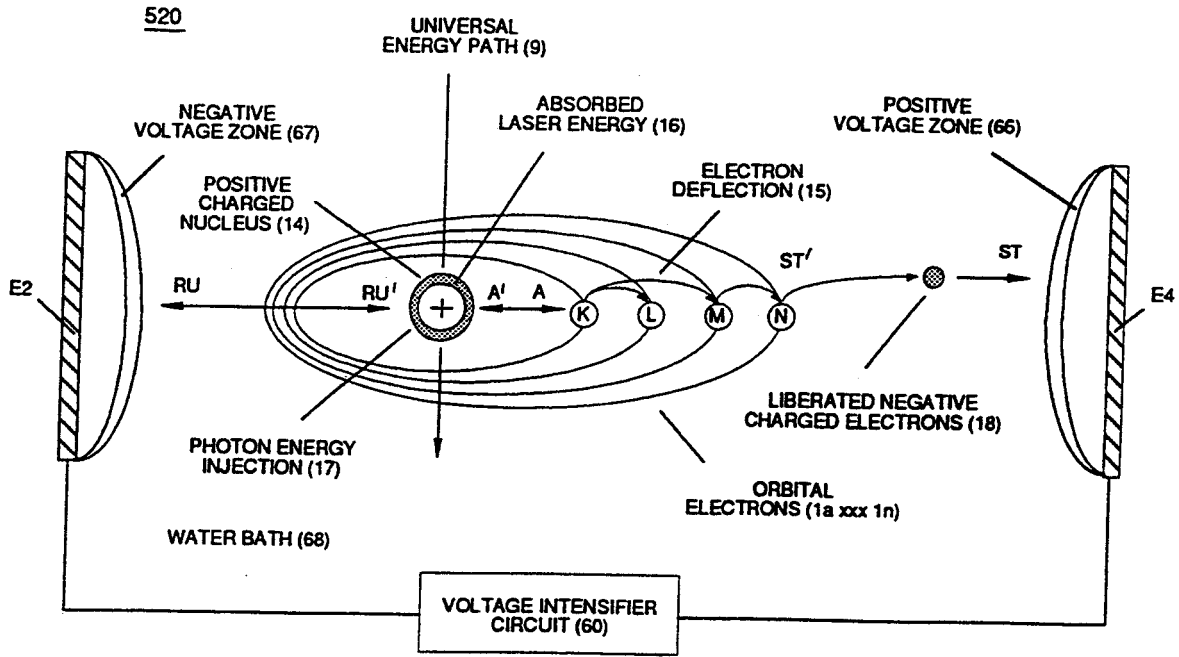


FIGURE 5-3: ENERGY PUMPING ACTION

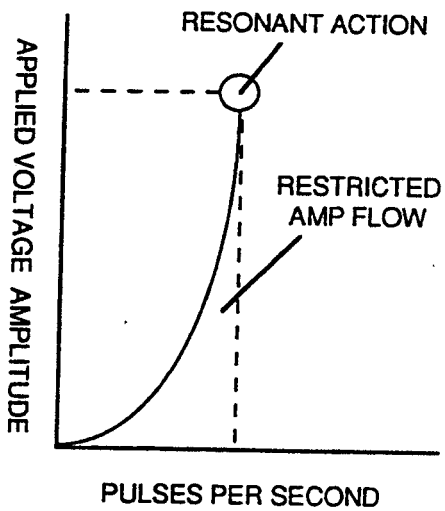


FIG. 5-4A: TRIGGERING RESONANCE

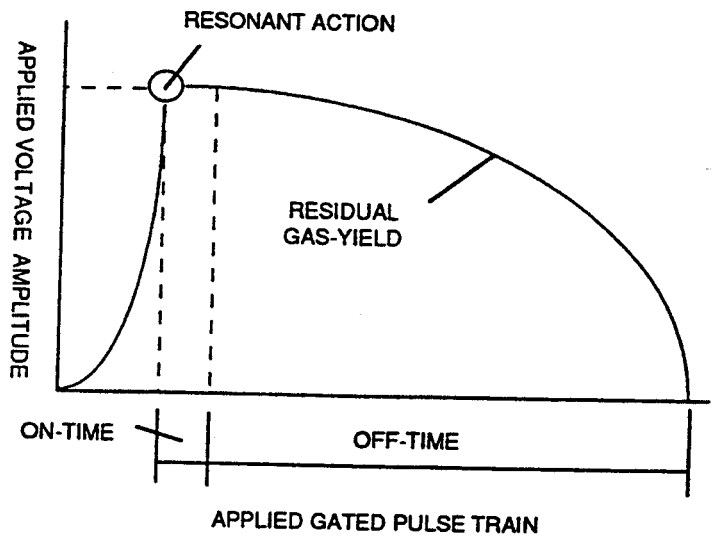


FIG. 5-4B: SUSTAINING RESONANCE

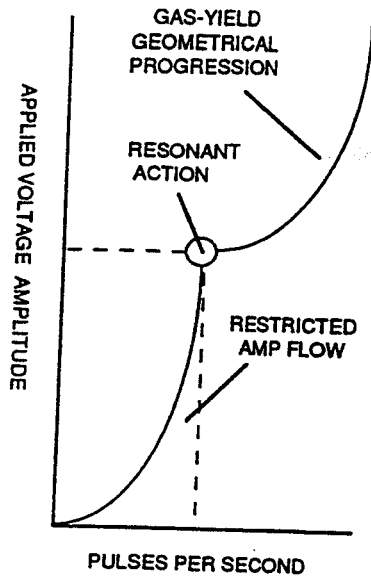


FIGURE 5-4C: RESONANT PROPAGATION

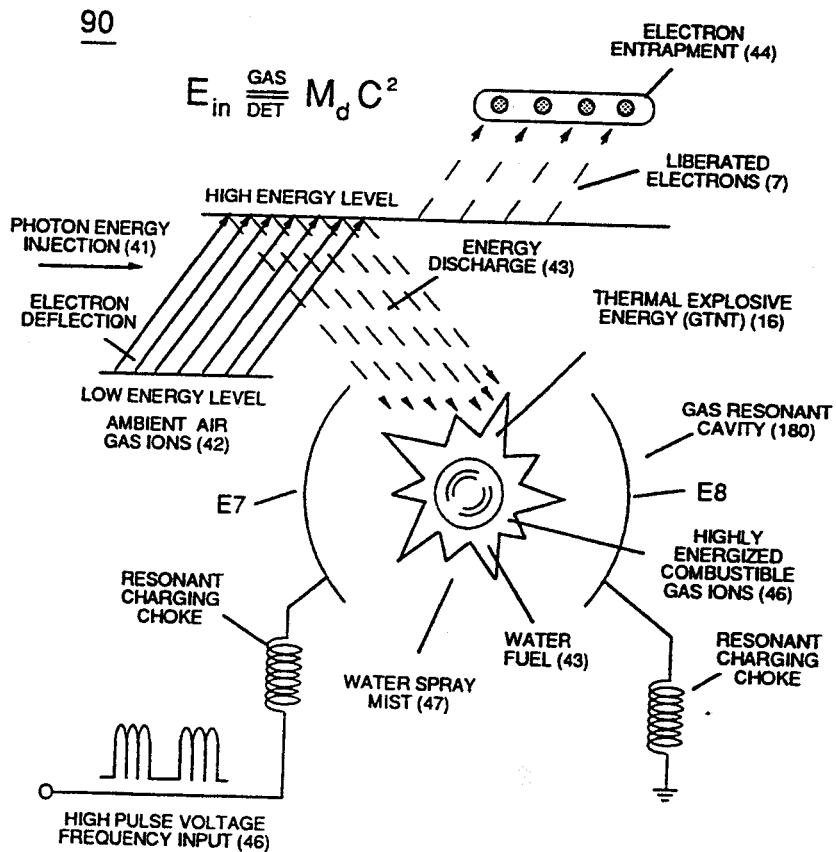


FIGURE 5-5: VOLTAGE IGNITION

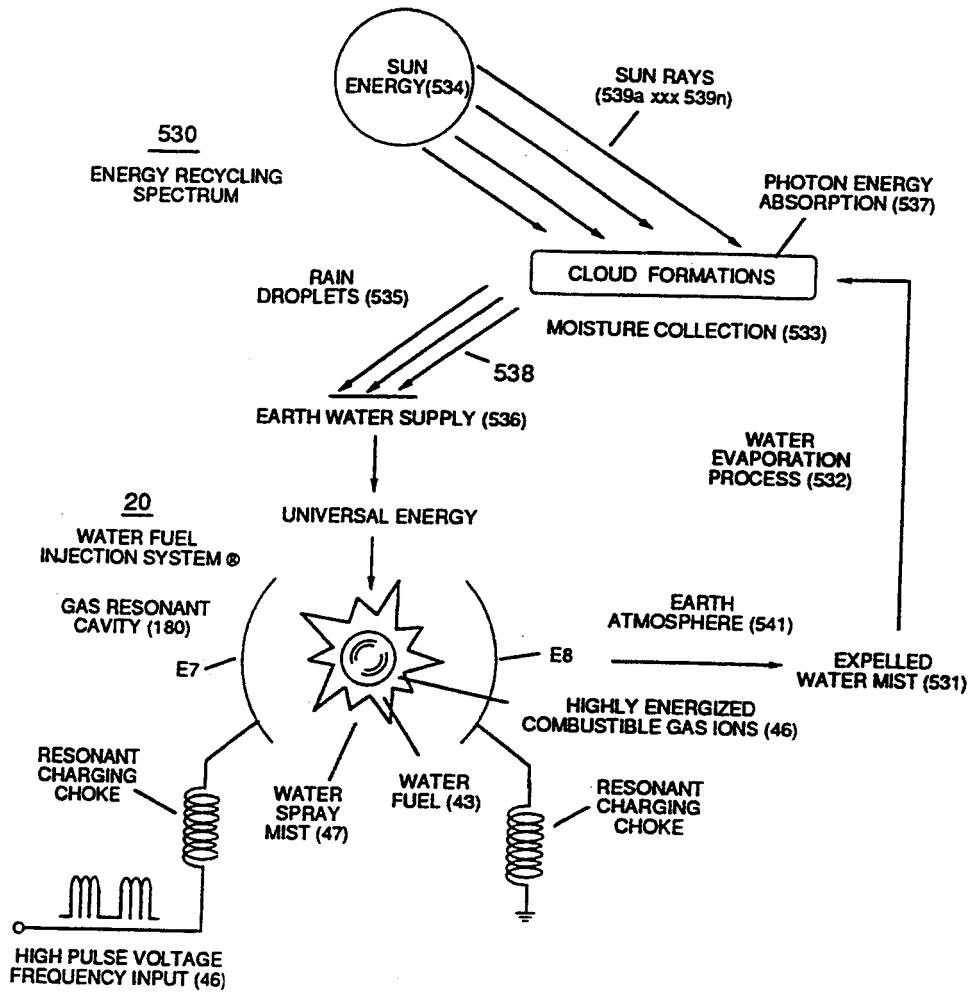


FIGURE 5-6: OPEN ENDED ENERGY SYSTEM

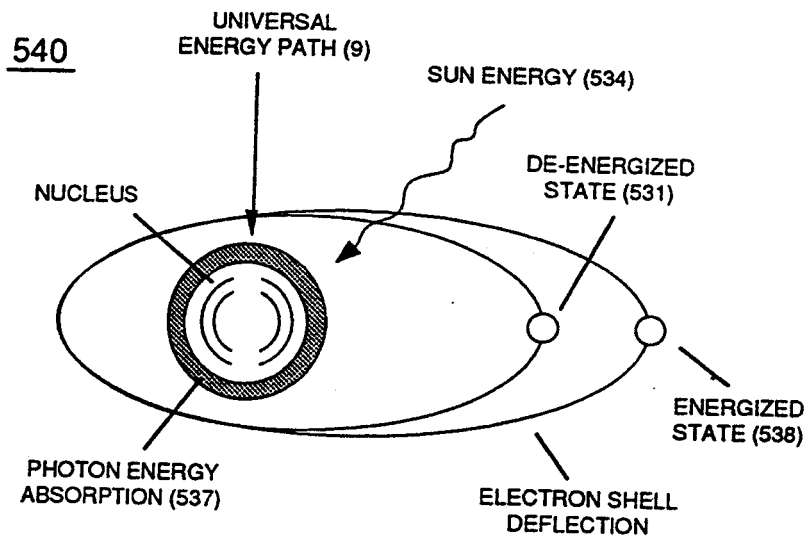


FIGURE 5-7: ATOMIC ENERGY LEVEL ADJUSTMENT

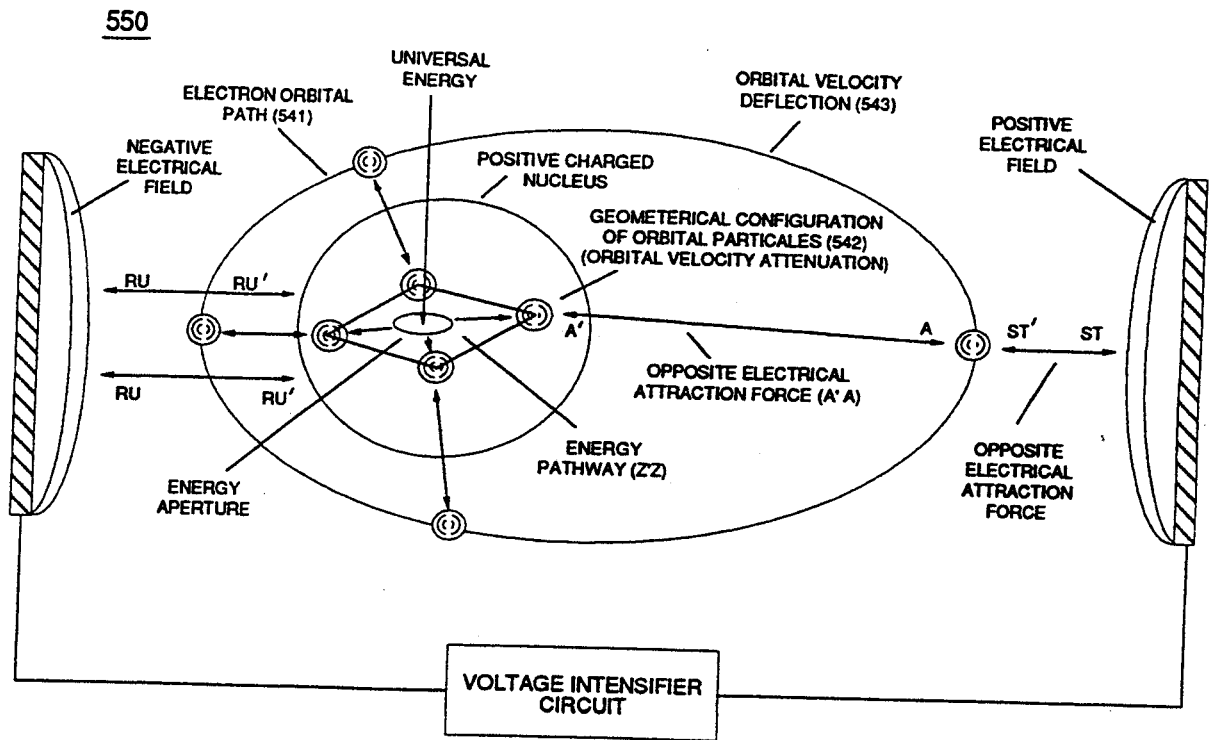


FIGURE 5-8: COVALENT SWITCH-OFF

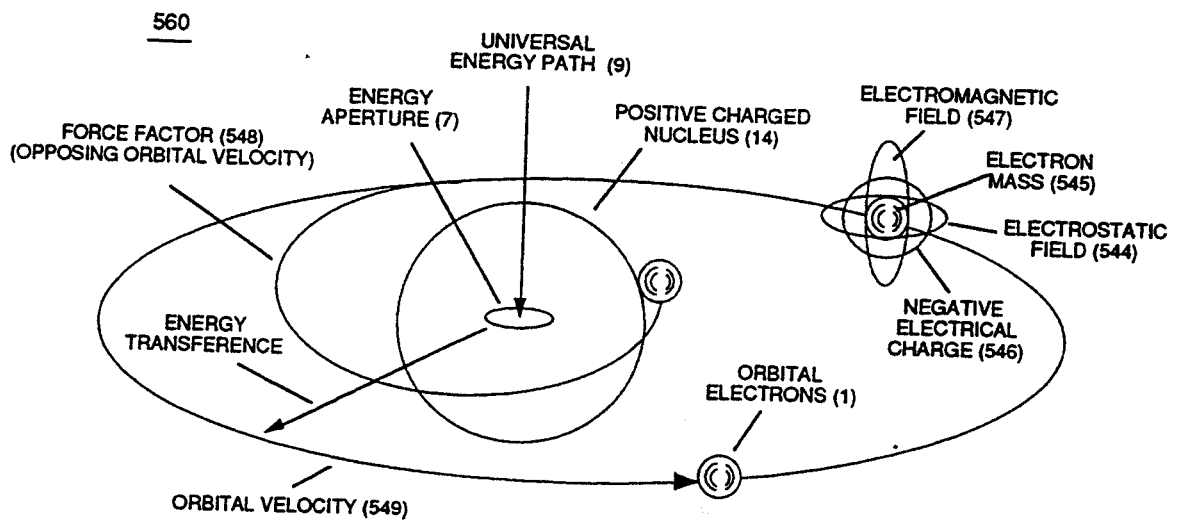


FIGURE 5-9: ATOMIC ENERGY EQUILIBRIUM

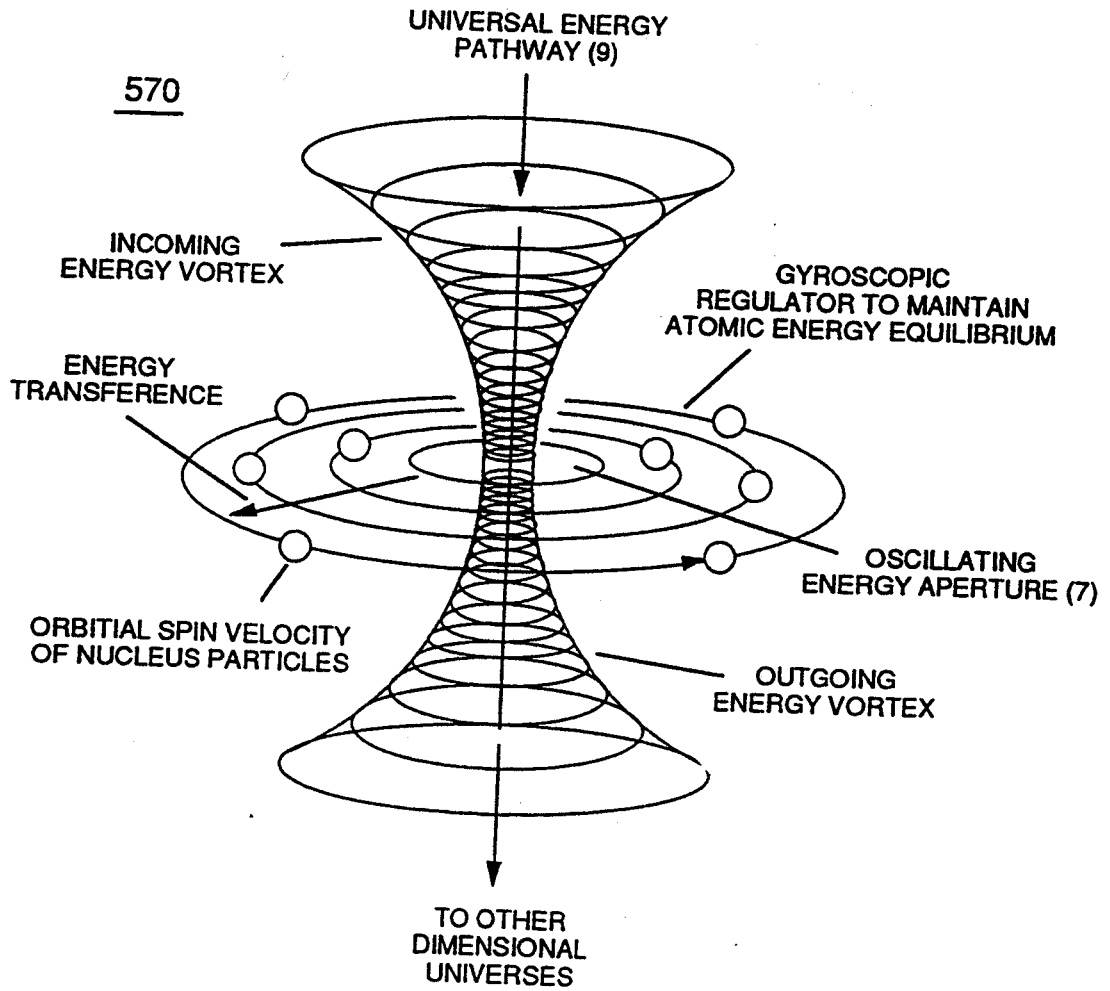


FIGURE 5-10: ENERGY APERTURE OF THE ATOM

960

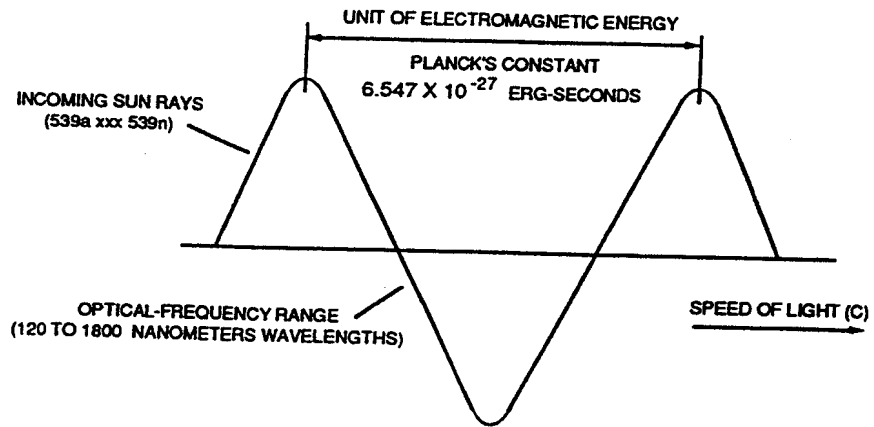


FIGURE 5-11: OPTICAL PHOTON

970

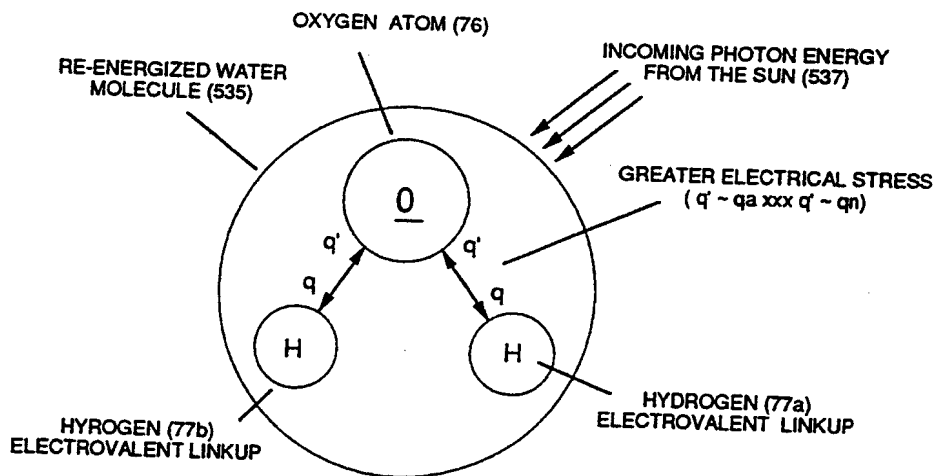


FIGURE 5-12: ENERGY ACTUATOR